

PROBLEM Solver™ BULLETIN

BULLETIN: 25607

Worn inner tie rod end

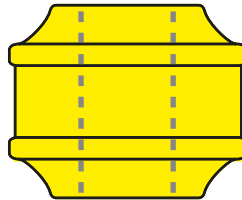
1982–1998 General Motors
1994–2003 Saab, 1993–2003 Chrysler/Dodge/Eagle

PROBLEM:

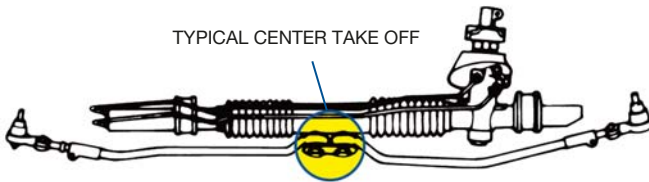
Worn inner tie rod end

- Original equipment design is a one-piece bushing which requires special tools and lubrication to install.
- Even with the special tool, installation is very difficult and often the new bushing is damaged.

O.E. BUSHING DESIGN



TYPICAL CENTER TAKE OFF



GM/Saab Vehicle Repair Kit: Part# K6531

YEAR	MAKE/MODEL	YEAR	MAKE/MODEL
'82-'89	Buick/Skyhawk	'82-'88	Oldsmobile/Firenza
'86-'98	Buick/Skylark	'88-'91	Passport/Optima (Canadian)
'85-'87	Buick/Sommerset/ Sommerset Regal	'85-'98	Pontiac/Grand Am
		'82-'83	Pontiac/J-2000
'82-'88	Cadillac/Cimarron	'88-'93	Pontiac/LeMans
'87-'96	Chevrolet/Beretta	'82-'94	Pontiac/Sunbird
'82-'94	Chevrolet/Cavalier	'87-'91	Pontiac/Tempest (Canadian)
'87-'96	Chevrolet/Corsica	'99-'03	Saab 9-3
'92-'98	Oldsmobile/Achieva	'94-'98	Saab 900
'85-'91	Oldsmobile/Calais		

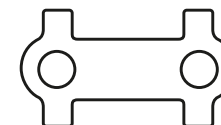
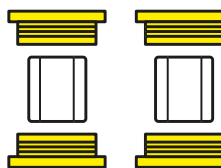
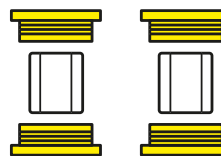
Chrysler/Dodge/Eagle Repair Kit: Part# K7349

YEAR	MAKE/MODEL	YEAR	MAKE/MODEL
'99-'03	Chrysler/300M	'93-'03	Dodge/Intrepid
'93-'03	Chrysler/Concorde	'90-'92	Dodge/Monaco
'94-'01	Chrysler/LHS	'88-'92	Eagle/Premier
'94-'96	Chrysler/New Yorker	'93-'97	Eagle/Vision

SOLUTION:

MOOG® inner tie rod end repair kit

- Two-piece bushing included in the MOOG repair kit eliminates special tools and lubrication required to install the OE one-piece design.
- These bushings snap into place with little effort, saving installation time.
- Bushing kit also includes a bolt lock plate.



Be Car Care Aware™

MOOG
CHASSIS PARTS™

The Problem Solver™

FEDERAL-MOGUL
MOTORPARTS