



# BALL JOINT FAILURE DUE TO IMPROPER INSTALLATION

## THE PROBLEM SOLVER®

PRESS-IN BALL JOINT APPLICATIONS


### PROBLEM:

#### Improper installation alignment can lead to early component failure

Press-in ball joints on some late-model vehicles are now designed with an elliptical stud opening. Failure to properly align the ball joint in the control arm during installation could result in loss of vehicle control due to ball joint failure.

If an elliptical joint is pressed into the control arm without regard to orientation, it is possible that normal vertical suspension movement will cause the ball joint stud to contact the housing, resulting in stud and/or housing failure.

Elliptical openings are not visible on ball joints with preinstalled boots.



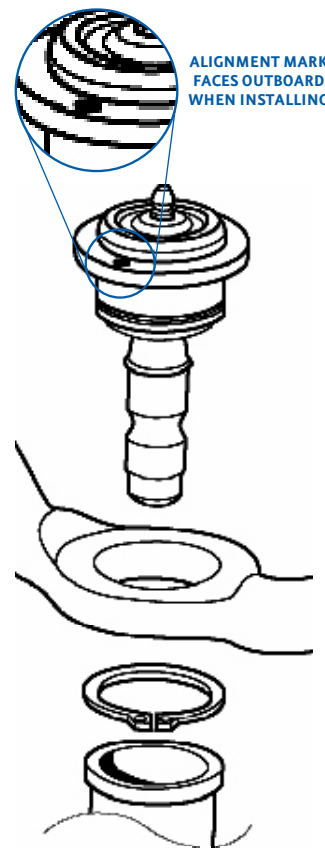
Description	Year	Make/Model	Replacement Part Number
Elliptical Upper Ball Joint	1999-2008	GM Light Trucks - Various 1500/2500 Series 2WD	K6540
	1999-2011	GM Light Trucks - Various 2500/3500 Series 2WD	K6694
	1999-2010	GM Light Trucks - Various 1500/2500/3500 Series 4WD	K6696
	1998-2002	Ford Ranger 2WD w/Coil Spring Suspension	K8738
	1998-2002	Ford Ranger 2WD w/Torsion Suspension	
	1998-2002	Ford Ranger 4WD	
	1995-2001	Ford Explorer/Sport/Sport Trac 2WD/4WD	K80012
	1997-2001	Mercury Mountaineer 2WD/4WD	
	1997-2002	Ford Expedition 2WD/4WD w/o Air Suspension	
	1997-2003	Ford F-150 4WD	
	2004	Ford F-150 Heritage 4WD	K80014
	1997-1999	Ford F-250 Light Duty 4WD	
	1998-2002	Lincoln Navigator 4WD	
	2001-2003	Acura CL	
	1999-2003	Acura TL	K90336
	1998-2002	Honda Accord	
	2003-2005	Ford Crown Victoria/Lincoln Town Car/Mercury Grand Marquis	K80272
	2003-2004	Mercury Marauder	
	1994-1997	Honda Accord	K90458
	1995-1998	Honda Odyssey	

This is not a comprehensive listing, but all MOOG elliptical ball joints can be identified by their warning tags.


### SOLUTION:

#### MOOG® Problem Solver® ball joints feature special installation aids

Always look at press-in ball joints for alignment marks such as drilled holes, arrows, punch marks, etc., and follow instructions regarding orientation when installing the joint in the arm. MOOG instruction sheets contain specific information about ball joint orientation where applicable. In addition, MOOG ball joints with elliptical openings have a warning tag on the stud.



WARNING TAG



TYPES OF ALIGNMENT MARKS

For parts lookup, visit [www.FMe-cat.com](http://www.FMe-cat.com) tech line: 1-800-325-8886

[moogproblemsolver.com](http://moogproblemsolver.com)

